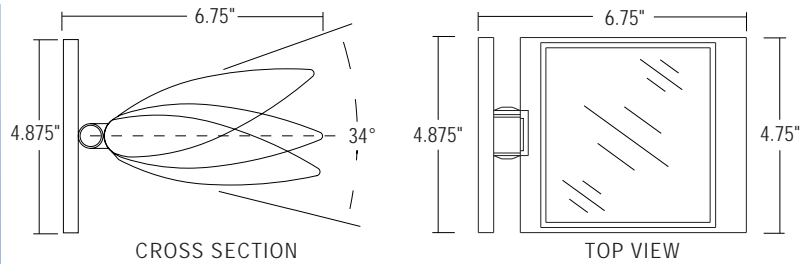


WS 6230-LED-ELV-1
The LED Varial™
 ADJUSTABLE LED WALL SCONCE

PROJECT

TYPE



- Cast Aluminum Housing
- Round Backplate standard
- Adjustable Housing with Swivel Knuckle
allows for 34° adjustment (17° up or down)
- 2,600 Lumens, 20 Watts
- 130 Lumens per Watt
- 120V AC ELV LED Dimming Compatible
- Dimming to 15% standard
 (Dimming to 0% possible with select controls)
- Clear Micro Prismatic Lens standard
- Rich Powder Coat Finish
- Recommended Mounting Box: 4" Octagonal
- UL and CUL Listed Damp Location



ALSO AVAILABLE IN CUSTOM COLORS
 AND RAW CAST ALUMINUM (NO FINISH)

Modifications and custom configurations are available.
 Additional Kelvin and CRI options are available.
 Please consult factory.

ORDERING FORMAT

<u>SERIES</u>	<u>KELVIN</u>	<u>CRI</u>	<u>FINISH</u>	<u>OPTIONAL ACCESSORIES</u>	
WS 6230-LED-ELV-1 The LED Varial™	27 2700K	90 90+	WHP White Powder Coat	<u>DIFFUSER</u> WS-SD-S2 Saw Tooth Diffuser	<u>BACKPLATE</u> WS-RD Round Backplate <i>(standard with fixture)</i>
	30 3000K		BLP Black Powder Coat		WS-SQ Square Backplate
	35 3500K		TTP Titanium Powder Coat		<small><i>Finish selection will match fixture unless otherwise specified.</i></small>
			OBP Oil Rubbed Bronze Powder Coat	<u>LENS</u> WS-L-S2-MP-CL Clear Micro Prismatic Lens <i>(standard with fixture)</i>	
			RAW Raw Cast Aluminum <i>(no finish)</i>	WS-L-S2-MP-FR Frosted Micro Prismatic Lens	
			CC Custom Color		



RICH, DURABLE POWDER COAT FINISHES



WHP
WHITE POWDER COAT



BLP
BLACK POWDER COAT



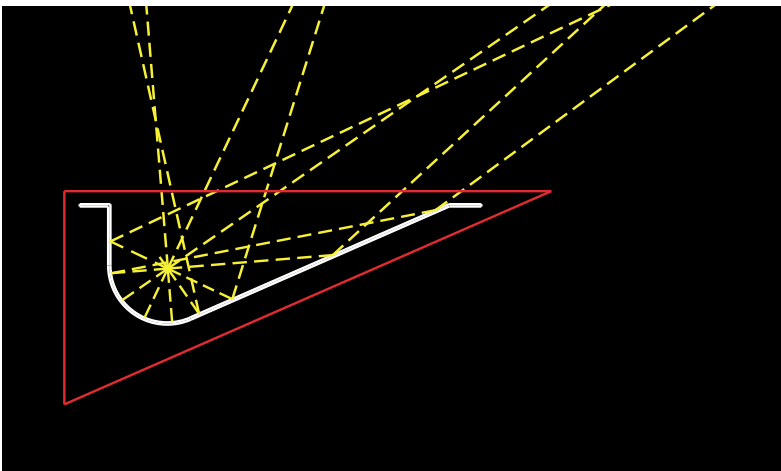
OBP
OIL RUBBED BRONZE POWDER COAT



TTP
TITANIUM POWDER COAT

ALSO AVAILABLE IN
RAW RAW CAST ALUMINUM
(NO FINISH)
CC CUSTOM COLORS

COMPUTER DESIGNED SPECULAR REFLECTORS (halogen fixtures only)



LED FIXTURES DESIGNED TO PERFORM AS OUR HALOGEN FIXTURES

SPECIFICATION GRADE CONSTRUCTION



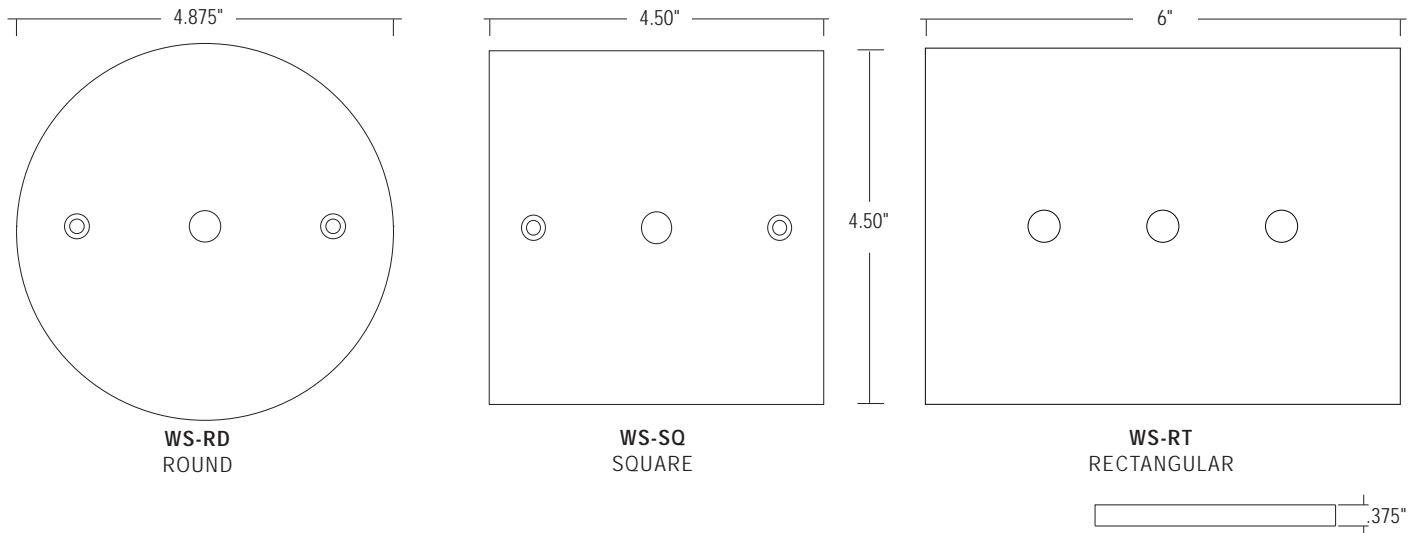
SPECIFICATION GRADE
CAST ALUMINUM



SPECIFICATION GRADE
FORMED STEEL

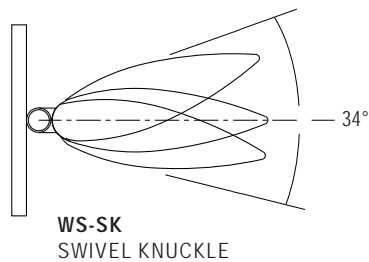
WALL SCONCE BACKPLATES

OUR WALL SCONCE FIXTURES COME STANDARD WITH ROUND, SQUARE OR RECTANGULAR BACKPLATES IN MATCHING POWDERCOAT FINISHES



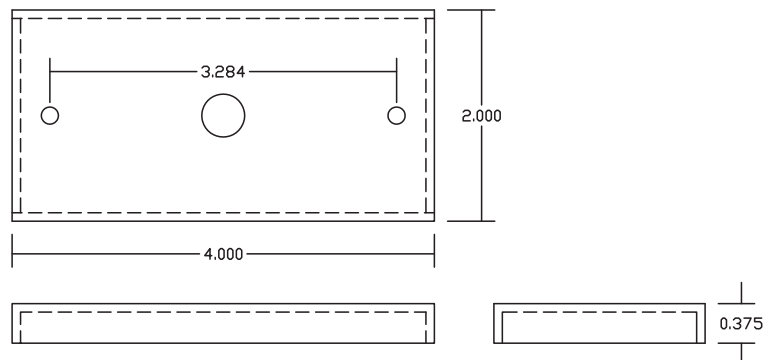
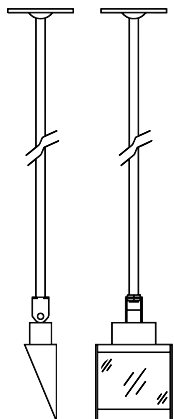
SWIVEL KNUCKLES

OUR OPTIONAL SWIVEL KNUCKLE ALLOWS FOR 34° ADJUSTMENT (17° UP OR DOWN) FOR OPTIMUM LIGHT DIRECTION



CUSTOMIZATION

CUSTOM ACCESSORIES ARE AVAILABLE INCLUDING STEMS, SHIELDING, SHROUDS AND BACKPLATES. PLEASE CONSULT THE FACTORY ON YOUR CUSTOM DESIGNED PROJECT.



	ADJUSTMENTS		BACKPLATES	
	SWIVEL KNUCKLE		STANDARD BACKPLATE	OPTIONAL BACKPLATE
WEDGE™				
WS-6215-HAL	WS-SK		WS-RD	WS-SQ
WS-6215-LED-Z10	WS-SK		WS-RD	WS-SQ
WS-6215-LED-Z10-DW	WS-SK		WS-RD	WS-SQ
WS-6215-LED-ELV-1	WS-SK		WS-RD	WS-SQ
WS-6215-LED-ELVT-1-DW	WS-SK		WS-RD	WS-SQ
VARIAL™				
WS-6230-HAL	INCL.		WS-RD	WS-SQ
WS-6230-LED-ELV-1	INCL.		WS-RD	WS-SQ
WEDGE LENS™				
WS-7215-HAL	WS-SK		WS-SQ	WS-RD
WS-7215-LED-ELV-1	WS-SK		WS-SQ	WS-RD
DOUBLE WEDGE LENS™				
WS-7230-HAL	WS-SK		WS-RT	N/A
WS-7230-LED-ELV-1	WS-SK <i>(requires 2)</i>		WS-RT	N/A
ADA WEDGE™				
WS-8815-HAL	N/A		WS-RD-LP	N/A

BACKPLATES AND SWIVEL KNUCKLES ARE AVAILABLE IN MATCHING POWDERCOAT FINISHES

	DIFFUSERS		LENSES				
	SAW TOOTH DIFFUSER		CLEAR TEMPERED	FROSTED TEMPERED	CLEAR MICRO PRISMATIC	FROSTED MICRO PRISMATIC	CLEAR DIAMOND PATTERN
WEDGE™							
WS-6215-HAL	WS-SD-S1	WS-L-S1-CL	WS-L-S1-FR	N/A	N/A	N/A	
WS-6215-LED-Z10	WS-SD-S2	N/A	N/A	WS-L-S2-MP-CL	WS-L-S2-MP-FR	N/A	
WS-6215-LED-Z10-DW	WS-SD-S2	N/A	N/A	WS-L-S2-MP-CL	WS-L-S2-MP-FR	N/A	
WS-6215-LED-ELV-1	WS-SD-S2	N/A	N/A	WS-L-S2-MP-CL	WS-L-S2-MP-FR	N/A	
WS-6215-LED-ELVT-1-DW	WS-SD-S2	N/A	N/A	WS-L-S2-MP-CL	WS-L-S2-MP-FR	N/A	
VARIAL™							
WS-6230-HAL	WS-SD-S1	WS-L-S1-CL	WS-L-S1-FR	N/A	N/A	N/A	
WS-6230-LED-ELV-1	WS-SD-S2	N/A	N/A	WS-L-S2-MP-CL	WS-L-S2-MP-FR	N/A	
WEDGE LENS™							
WS-7215-HAL	WS-SD-S3	WS-L-S3-CL	WS-L-S3-FR	WS-L-S3-MP-CL	WS-L-S3-MP-FR	WS-L-S3-DP-CL	
WS-7215-LED-ELV-1	WS-SD-S3	N/A	N/A	WS-L-S3-MP-CL	WS-L-S3-MP-FR	WS-L-S3-DP-CL	
DOUBLE WEDGE LENS™							
WS-7230-HAL	WS-SD-S4	WS-L-S4-CL	WS-L-S4-FR	WS-L-S4-MP-CL	WS-L-S4-MP-FR	WS-L-S4-DP-CL	
WS-7230-LED-ELV-1	WS-SD-S4	N/A	N/A	WS-L-S4-MP-CL	WS-L-S4-MP-FR	WS-L-S4-DP-CL	
ADA WEDGE™							
WS-8815-HAL	WS-SD-S1	WS-L-S1-CL	WS-L-S1-FR	N/A	N/A	N/A	